



[Home page](#) > [Volkswagen](#) > Volkswagen Amarok (2010-2017) fuses and relays

# Volkswagen Amarok (2010-2017) fuses and relays

Advertisements



*The mid-size pick-up truck Volkswagen Amarok is available from 2010 to the present. In this article, you will find fuse box diagrams of **Volkswagen Amarok 2010, 2011, 2012, 2013, 2014, 2015, 2016 and 2017**, get information about the location of the fuse panels inside the car, and learn about the assignment of each fuse (fuse layout) and relay.*

## Fuse Layout Volkswagen Amarok 2010-2017



**Cigar lighter (power outlet) fuses in the Volkswagen Amarok** are the fuses #38 (12V socket), #52 (Electric socket), #54 (Cigarette lighter) and #59 (12V socket) in the Instrument panel fuse box.

### Table of Contents

Fuse box location

- Instrument Panel

- Engine compartment

Fuse box diagrams

- Fuse holders A and B – in the engine compartment

- Fuse holder C – Instrument Panel Fuse Block

- Relays

## Fuse box location

## Instrument Panel

*The fuse block is located under the instrument panel.*



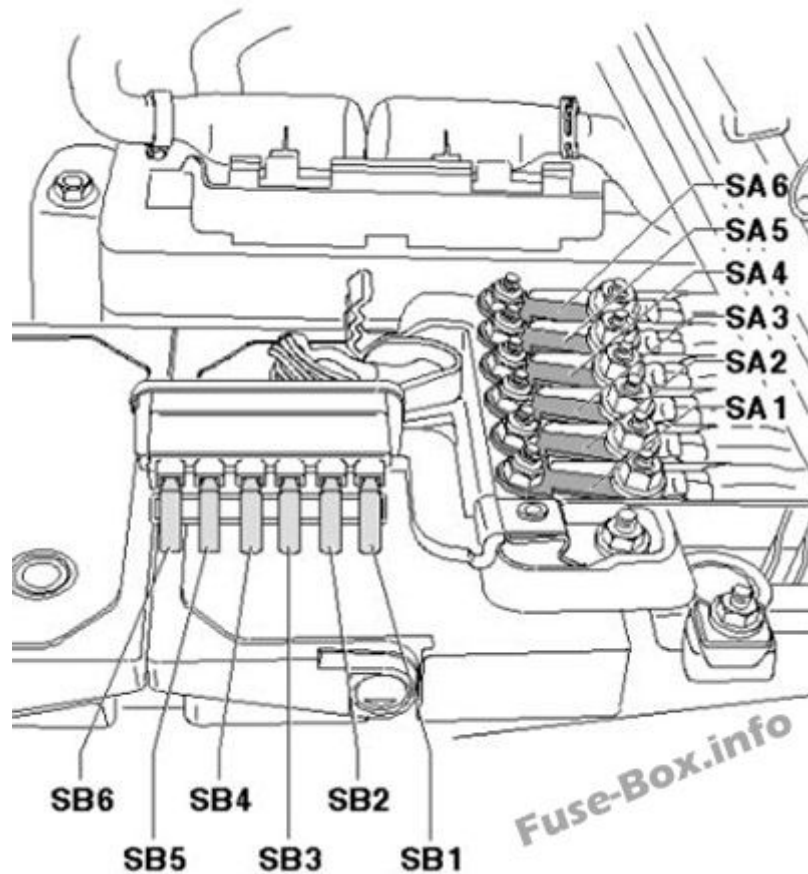
## Engine compartment

*The engine compartment fuse block is in the engine compartment, on the driver side of the vehicle.*



## Fuse box diagrams

## Fuse holders A and B – in the engine compartment

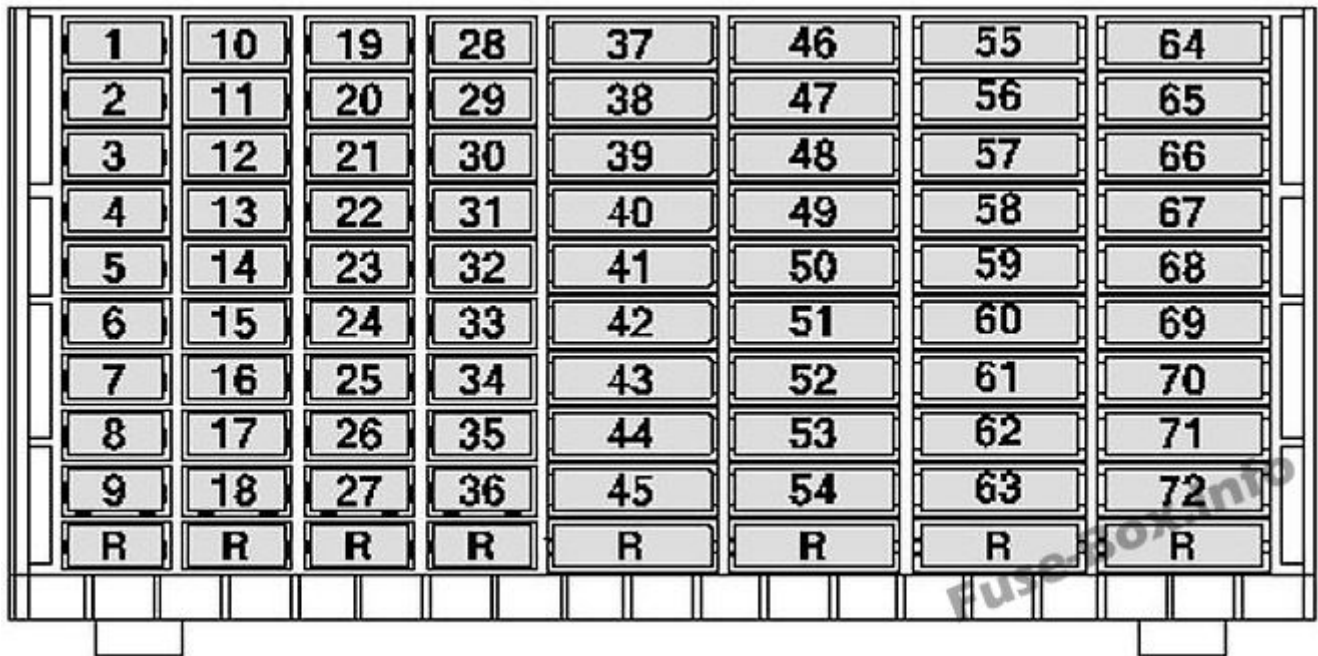


### Assignment of the fuses in the Fuse holders A and B

No	Ampere rating [A]	Function/component
SA1	175	Altemator -C-
SA2	175	Fuse 4 on fuse holder C -SC4- Fuse 8 on fuse holder C -SC8-, Fuse 11 on fuse holder C -SC11-, Fuse 15 on fuse holder C -SC15-, Fuse holder C -SC19 - SC24-, Fuse holder C -SC43 - SC51, Fuse holder SC62 -SC64-, Fuse holder C -SC66 - SC67-
SA3	40	Interface for external use
SA4	80/110	Radiator fan -V7-
SA5	50	Automatic glow period control unit J179-

No	Ampere rating [A]	Function/component
SA6	80	Fuse holder C -SC39 - SC41-
SB1	30	ABS control unit J104-
SB2	30	Fuel pump relay -J17-, Fuel system pressurisation pump -G6-
SB3	10	ABS control unit -J104-
SB4	5	Onboard supply control unit -J519-
SB5	—	Vacant
SB6	—	Vacant

### Fuse holder C – Instrument Panel Fuse Block



Advertisements

### Assignment of the fuses in the Fuse holder C

<b>No</b>	<b>Ampere rating [A]</b>	<b>Function/component</b>
1	10	ABS control unit -J104-, TCS and ESP button -E256-, Driving program button -E598-
2	10	Steering column electronics control unit -J527-
3	10	Reversing switch -F41-
4	15	Onboard supply control unit -J519-
5	5	Air mass meter -G70-
6	5	Trailer detector control unit -J345-
7	5	Interface for external use
8	10	Electronic ignition lock -D9-
9	10	Airbag control unit -J234-, Front passenger side airbag deactivated warning lamp -K145-
10	5	Engine control unit -J623-
11	15	Differential lock control unit -J187-
12	10	Fuel pump 1 -V276-
13	5	Exhaust flap valve -N220-, Exhaust gas recirculation cooler change-over valve -N345-
14	15	Continued coolant circulation pump -V51-
15	5	Engine control unit -J623-
16	10	Rear fog light warning lamp -K13-, Rear left fog light bulb -L46-, Rear right fog light bulb -L47-
17	5	Right tail light bulb -M2-, Right side light bulb -M3-

<b>No</b>	<b>Ampere rating [A]</b>	<b>Function/component</b>
18	5	Left side light bulb -M1-, left tail light bulb -M4-
19	15	Onboard supply control unit -J519-
20	15	Onboard supply control unit -J519-
21	5	Onboard supply control unit -J519-
22	—	Vacant
23	15	Engine control unit -J623-
24	10	Alarm horn -H12-
25	10	Heater element fon crancase breather -N79-
26	5	Right day driving light bulb -L175-
27	5	Left day driving light bulb -L174-
28	15	Number plate left light -X4, Number plate right light -X5-
29	10	Left headlight range control motor -V48-
30	10	Left main beam bulb -L125-
31	—	Vacant
32	10	Right main beam bulb -L126-
33	5	Mirror adjustment switch -E43-
34	15	Vacant
35	15	Lambda probe 1 upstream of catalytic converter -GX10-
36	5	Engine control unit -J623-
37	—	Vacant

<b>No</b>	<b>Ampere rating [A]</b>	<b>Function/component</b>
38	15	12V socket -U5-
39	25	Trailer detector control unit -J345-
40	25	Trailer detector control unit -J345-
41	25	Trailer detector control unit -J345-
42	15	Diagnostic connection -U31-, steering column electronics control unit -J527-, Air conditioning system pressure switch -F129-, Air quality sensor -G238-, differential lock control unit -J187-, transfer box control unit -J646-, dash panel insert -K-, High level brake light bulb -M25-, Brake light switch -F-, Display unit -K40-
43	25	Onboard supply control unit -J519-
44	30	Onboard supply control unit -J519-
45	15	Diagnostic connection -U31-, Dash panel insert -K-, Steering column electronics control unit -J527-, Air conditioning system control unit -J301-, Climatronic control unit -J255-, Heater/heat output switch -E16-
46	25	Transfer box control unit -J646-
47	20	Onboard supply control unit
48	20	Driver door control unit -J386-
49	20	Front passenger door control unit -J387-

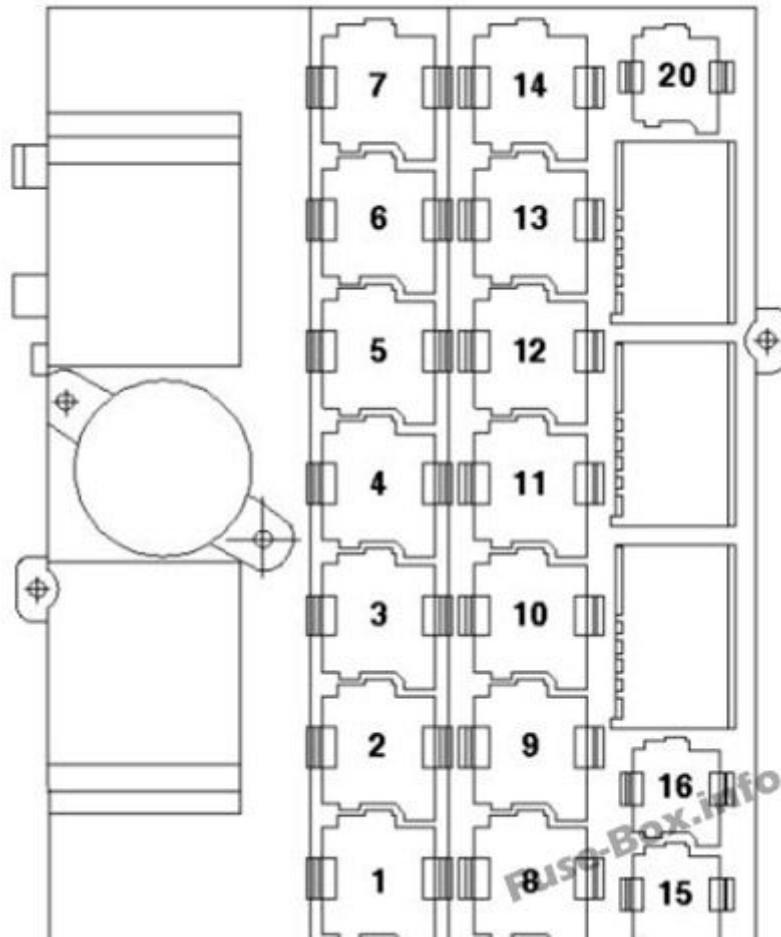


<b>No</b>	<b>Ampere rating [A]</b>	<b>Function/component</b>
50	20	Rear left door control unit -J388-
51	20	Rear right door control unit -J389-
52	15	Electric socket -U-
53	20	Left fog light bulb -L22-
54	15	Cigarette lighter -U1-
55	15	Right headlight range control motor -V49-
56	—	Vacant
57	30	Seat heating button, left -E653-, Seat heating button, right - E654-, Seat heating control unit -J882-
58	—	Vacant
59	20	12V socket -UX3-
60	5	Trailer detector unit -J345-, Diagnostic connection -U31-, Onboard supply control unit -J519-
61	5	Trailer detector control unit -J345-, Diagnostic connection -U31- Onboard supply control unit -J519-
62	20	Auxiliary heater control unit -J364-, Circulation pump -V55-
63	10	Load area illumination bulb -M53-
64	30	Heater/heat output switch -E16-, Climatronic control unit -J255-, Air conditioning system control unit -J301-
65	15	Engine control unit -J623-

<b>No</b>	<b>Ampere rating [A]</b>	<b>Function/component</b>
66	30	Onboard supply control unit -J519-
67	30	Radio -R-, Control unit with display for radio and navigation system - J503-
68	—	Vacant
69	15	Interface for external use
70	5	Interface for external use
71	25	Interface for external use
72	10	Interface for external use

Advertisements

## Relays



### Assignment of the Relays

Relay	Description
1	Auxiliary coolant heater relay -J493-
2	Vacant
3	Vacant
4	Vacant
5	Vacant
6	Voltage supply relay 2 -J710- (53)
7	Terminal 15 voltage supply relay -J329- (100)
8	Coolant pump relay -J235-
9	Vacant
10	Vacant

Relay	Description
11	Vacant
12	Voltage supply relay 1-J701- (53)
13	Starter motor relay -J53- (53)
14	Fuel pump relay -J17- (404)
14	Terminal 30 voltage supply relay -J317- (404)
15	Current supply relay -J16- (100)
16	Terminal 58b relief relay -J374- (449)
20	Main relay -J271- (643)

**Learn more:**



- [How to check the fuses?](#)
- [How to replace a blown fuse?](#)
- [Why do car fuses blow?](#)
- [Types of automotive fuses](#)

[Acura](#)

[Alfa Romeo](#)

[Audi](#)

[BMW](#)

Buick

Cadillac

Chevrolet

Chrysler

Citroën

Dodge

Fiat

Ford

GMC

Honda

Hummer

Hyundai

Infiniti

Isuzu

Jeep

KIA

Land Rover

Lexus

Lincoln

Mazda

Mercedes-Benz

Mercury

Mitsubishi

Nissan

Oldsmobile

Opel / Vauxhall

Peugeot

Pontiac

Porsche

[Renault](#)

[Saab](#)

[Saturn](#)

[Scion](#)

[SEAT](#)

[Skoda](#)

[Smart](#)

[Subaru](#)

[Suzuki](#)

[Tesla](#)

[Toyota](#)

[Volkswagen](#)

[Volvo](#)

[Mahindra](#)

[About](#) [Contact](#) [Use of Cookies](#)

Fuse Box Diagrams © 2023

All marks are the property of their respective holders.

Disclaimer: all materials are provided for information only. For qualified repairs, contact an authorized service center.