



≡ MENU

[Home page](#) > [Volkswagen](#) > Volkswagen Caddy (2011-2015) fuses

## Volkswagen Caddy (2011-2015) fuses

Advertisements



*In this article, we consider the third-generation Volkswagen Caddy (2K) after the first facelift, produced from 2011 to 2015. Here you will find fuse box diagrams of **Volkswagen Caddy 2011, 2012, 2013, 2014 and 2015**, get information about the location of the fuse panels inside the car, and learn about the assignment of each fuse (fuse layout).*

See other Volkswagen Caddy:

## Fuse Layout Volkswagen Caddy 2011-2015



**Cigar lighter (power outlet) fuses in the Volkswagen Caddy** are the fuses #20 (Cigarette lighter), #28 (12-V socket 3 in storage compartment), #47 (Cigarette lighter – before October 2012) and #53 (12 V socket in the rear centre console, 12 V socket 2 In rear left side panel) in the Instrument panel fuse box.

## Table of Contents

### Fuse box location

- Instrument Panel (fuse holder C)
- Engine compartment (fuse holder B)
- Pre-fuse box (fuse holder A)

### Fuse box diagrams

- Instrument Panel
- Engine compartment
- Pre-fuse box

## Fuse box location

## Instrument Panel (fuse holder C)

*The fuse box is located on the left under the dashboard (behind the cover below the steering wheel).*



## Engine compartment (fuse holder B)

*It is located in the engine compartment (left-side).*



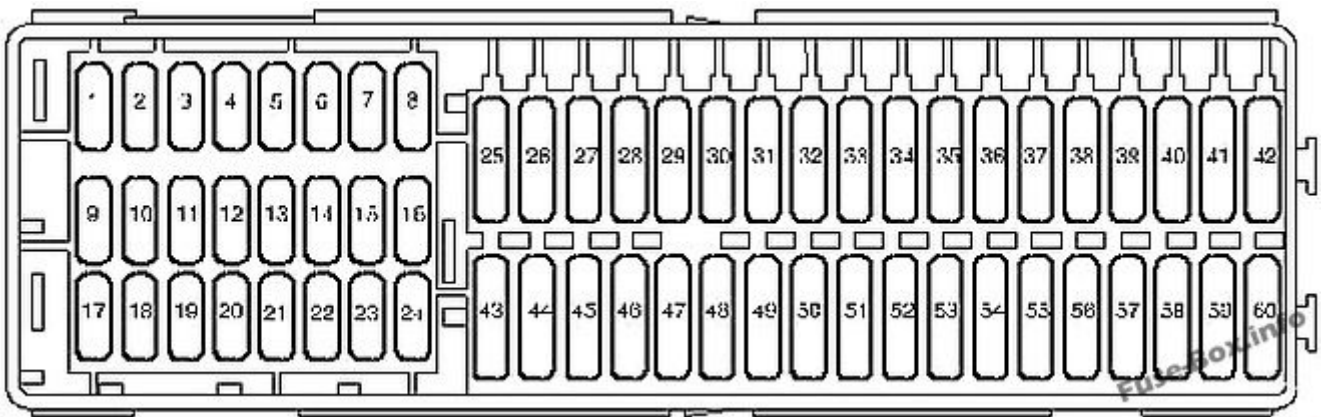
## Pre-fuse box (fuse holder A)

*It is located in front of the fuse box in the engine compartment.*



## Fuse box diagrams

### Instrument Panel



Advertisements

### Assignment of the fuses in the Instrument Panel

| <b>No</b> | <b>Amp</b> | <b>Function/component</b>  |
|-----------|------------|--|
| 1         | -          | Not used   |
| 2         | -          | Not used   |
| 3         | -          | Not used   |
| 4         | -          | Not used   |
| 5         | -          | Not used   |
| 6         | -          | Not used   |
| 7         | -          | Not used   |
| 8         | -          | Not used   |
| 9         | 10         | Special vehicles<br>4-pin connector -T4aa- , Pin 1 (before October 2011)<br>10-pin connector -T10l- , Pin 4 (Interface for special functions)  |
| 10        | 5          | Fuel pump relay -J17-<br>Main relay -J271-<br>Gas mode control unit -J659-<br>Terminal 50 voltage supply relay -J682-<br>Starter relay 1 -J906-<br>Voltage stabiliser -J532-<br>Data bus diagnostic interface -J533-<br>Engine control unit -J623- |
| 11        | 5          | Parking aid control unit -J446-<br>Park assist steering control unit -J791-  |
| 12        | 5          | Special vehicles<br>Taximeter -G41-<br>Mirror taximeter -G511-   |
| 12        | 10         | Special vehicles- (before October 2011)<br>2-pin connector -T2ab- , Pin 1  |

| №  | Amp                      | Function/component   |
|----|--------------------------|--|
|    |                          | 2-pin connector -T2ac- , Pin 1<br>28-pin connector -T28b- , Pin 13   |
| 12 | 20 (after November 2011) | Special vehicles- (after November 2011)<br>8-pin connector -T8k- , Pin 8<br>28-pin connector -T28a- , Pin 20<br>28-pin connector -T28b- , Pin 20   |
| 13 | 7.5                      | Brake light switch -F- (before October 2011)<br>Headlight range control adjuster -E102-<br>TCS and ESP button -E256-<br>Tyre pressure monitor display button -E492-<br>Start/Stop operation button -E693-<br>ABS control unit -J104-<br>Trailer detector control unit -J345-<br>All-wheel drive control unit -J492-<br>Power steering control unit -J500-<br>Selector lever sensors control unit -J587-<br>Mechatronic unit for dual clutch gearbox -J743-<br>Left headlight range control motor -V48-<br>Right headlight range control motor -V49-<br>Control unit for cornering light and headlight range control -J745- |
| 14 | 10                       | Reversing light switch -F4-<br>Air mass meter -G70-<br>Auxiliary heater operation relay -J485-<br>Control unit in dash panel insert -J285-<br>Heater element for crankcase breather -N79-<br>Activated charcoal filter solenoid valve 1 -N80-<br>Diagnostic connection -U31-16-pin connector -T16- , Pin 1   |
| 15 | 5                        | Airbag control unit -J234-<br>Front passenger side airbag deactivated warning lamp -K145-  |
| 16 | 5                        | Light switch -E1-<br>Heater/heat output switch -E16-   |

| №  | Amp | Function/component  |
|----|-----|---|
|    |     | High-pressure sender -G65-<br>Air quality sensor -G238-<br>Oil level and oil temperature sender -G266-<br>Automatic anti-dazzle interior mirror -Y7-  |
| 17 | -   | Not used  |
| 18 | 10  | Special vehicles-<br>Taxi alarm remote control control unit -J601-  |
| 18 | 10  | Special vehicles-<br>10-pin connector -T10l- , Pin 6 (Interface for special functions)  |
| 19 | 10  | Special vehicles-<br>Taximeter -G41-<br>Mirror taximeter -G511-<br>Taxi alarm remote control control unit -J601-<br>Two-way radio -R8-<br>Printer -R98-   |
| 19 | 10  | Special vehicles-<br>10-pin connector -T10l- , Pin 7 (Interface for special functions)  |
| 20 | 20  | Cigarette lighter -U1- (after November 2012)  |
| 21 | 10  | Light switch -E1-<br>Heater/heat output switch -E16-<br>Rain and light sensor -G397-<br>Heated rear window relay -J9-<br>Climatronic control unit -J255-<br>Air conditioning system control unit -J301-<br>Horn relay -J413-<br>Remote control receiver for auxiliary coolant heater -R149-<br>Selector lever sensors control unit -J587-<br>Diagnostic connection -U31-16-pin connector -T16- , Pin 16<br>Switch for interior lighting -E599- (Camper)<br>Rear interior light -W43- (Camper) |

| <b>No</b> | <b>Amp</b> | <b>Function/component</b>   |
|-----------|------------|---|
| 22        | 10         | Onboard supply control unit -J519- (T52b/42) (after May 2011)   |
| 23        | 5          | Special vehicles-<br>Interior light switch (taxi) -E115-<br>Taxi sign switch -E138-<br>10-pin connector -T10l- , Pin 1 (Interface for special functions)                    |
| 23        | 10         | Special vehicles-<br>3-pin connector -T3ak- , Pin 1 (before October 2011)<br>Flashing lights relay -J630-4)   |
| 24        | 5          | Interior monitoring sensor -G273-<br>Vehicle inclination sender -G384-<br>Anti-theft alarm sensor -G578-<br>Alarm horn -H12-<br>Onboard supply control unit -J519- (T52c/1) |
| 25        | 10         | Output module for left headlight -J667-   |
| 26        | 10         | Output module for right headlight -J668-  |
| 27        | -          | Not used  |
| 28        | 20         | 12-V socket 3 -U19- , in storage compart.   |
| 29        | 15         | Rear window wiper motor -V12-   |
| 30        | -          | Not used  |
| 31        | 5          | Heater/heat output switch -E16-<br>Left washer jet heater element -Z20-<br>Right washer jet heater element -Z21-  |
| 32        | -          | Not used  |
| 33        | 40         | Air conditioning system control unit -J301-<br>Heater/heat output switch -E16-  |
| 34        | -          | Not used  |

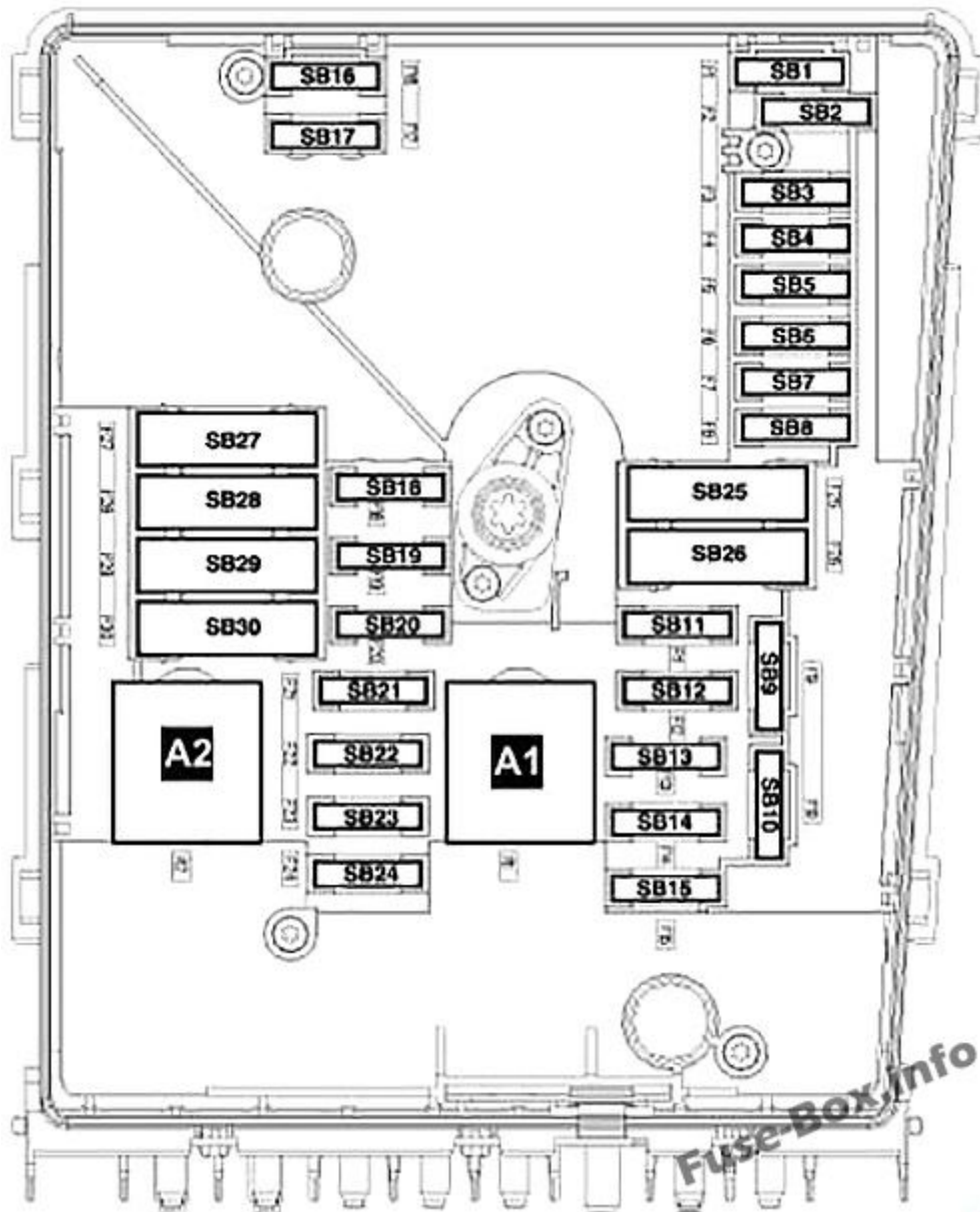


| <b>No</b> | <b>Amp</b> | <b>Function/component</b>  |
|-----------|------------|--|
| 35        | 10         | Special vehicles- (before October 2011)<br>Fluorescent light in rear of high roof -W41-<br>Fluorescent light in centre of high roof -W42-  |
| 36        | -          | Not used   |
| 37        | -          | Not used   |
| 38        | -          | Not used   |
| 39        | 20         | Special vehicles-<br>10-pin connector -T10ai- , Pin 1 (before October 2011)  |
| 39        | 30         | Special vehicles-<br>4-pin connector -T4ad- , Pin 1 (after November 2011)  |
| 40        | 20         | Trailer detector control unit -J345-   |
| 41        | 20         | Trailer detector control unit -J345-   |
| 42        | 20         | Trailer detector control unit -J345-   |
| 43        | 15         | Fuel pump relay -J17-<br>Electric fuel pump 2 relay -J49-<br>Supplementary fuel pump -V393-  |
| 44        | 40         | Fresh air blower control unit -J126-<br>Fresh air blower -V2-  |
| 45        | 20         | Headlight washer system relay -J39-<br>Headlight washer system pump -V11-  |
| 46        | 10         | Onboard supply control unit -J519- (T52b/42) (before April 2011)<br>Front interior light -W1-<br>Luggage compartment light -W3-<br>Glove compartment light -W6-<br>Rear interior light -W43- |
| 46        | 30         | Driver door control unit -J386- (after May 2011)   |

| <b>No</b> | <b>Amp</b>   | <b>Function/component</b>  |
|-----------|--|--|
| 47        | 30   | Cigarette lighter -U1- (before October 2012)<br>X-contact relief relay -J59- (after November 2012; for vehicles with Climatronic only)<br>Fuse holder C -SC- (-SC28- up to -SC33- ) (after November 2012; for vehicles with Climatronic only)                                  |
| 48        | 30   | Heated front seats control unit -J774-   |
| 49        | 30   | Driver door control unit -J386- (before April 2011)<br>Front passenger door control unit -J387-  |
| 50        | 20   | Onboard supply control unit -J519- (T52b/1)<br>Rear window wiper motor -V12-<br>Windscreen and rear window washer pump -V59-<br>Washer pump -V5-   |
| 51        | 15   | Trailer voltage supply relay -J941-<br>Trailer socket -U10- (T13/10)   |
| 51        | 30   | Special vehicles-<br>10-pin connector -T10ai- , Pin 4<br>10-pin connector -T10ai- , Pin 5  |
| 52        | 25   | Heated rear window relay -J9-<br>Heated rear window -Z1-<br>Heated rear window in left wing door -Z26-<br>Heated rear window in right wing door -Z27-<br>Fresh air blower relay -J13-<br>Fresh air blower series resistor with overheating fuse -N24-<br>Fresh air blower -V2- |
| 53        | 15 (before<br>October 2012)<br>20 (after<br>November 2012) | 12 V socket -U5- , in the rear centre console<br>12 V socket 2 -U18- , In rear left side panel   |
| 54        | 15   | Special vehicles- (after November 2011)<br>Switch-over relay 1 for roof ventilator -J180-  |

| <b>No</b> | <b>Amp</b> | <b>Function/component</b>   |
|-----------|------------|---|
| 55        | 15         | Special vehicles- (after November 2011)<br>8-pin connector -T8m- , Pin 4<br>8-pin connector -T8n- , Pin 4   |
| 56        | -          | Not used  |
| 57        | 5          | Control unit in dash panel insert -J285- (for vehicles with start-stop system only)<br>Steering column electronics control unit -J527- (for vehicles with start-stop system only) |
| 58        | 5          | Mobile telephone operating electronics control unit -J412- (for vehicles with start-stop system only)   |
| 59        | 5          | Special vehicles-<br>Radio switch -E72-<br>Ignition bypass button -E489-<br>Button for daytime running light switch-off -E652-<br>Accident data memory -J754-                     |
| 60        | 30         | Special vehicles-<br>3-pin connector -T3al- , Pin 1   |

## Engine compartment



Advertisements

### Assignment of the fuses in the engine compartment

| No | Amp | Function/component   |
|----|-----|--|
| 1  | -   | Not used   |
| 2  | 30  | Mechatronic unit for dual clutch gearbox -J743-  |
| 3  | 5   | Battery monitoring control unit -J367-<br>Onboard supply control unit -J519- (T52a/24) |
| 4  | 20  | ABS control unit -J104-<br>ABS hydraulic unit -N55-                                    |

| <b>No</b> | <b>Amp</b> | <b>Function/component</b>  |
|-----------|------------|--|
| 5         | 15         | Mechatronic unit for dual clutch gearbox -J743-  |
| 6         | 5          | Control unit in dash panel insert -J285-<br>Steering column electronics control unit -J527-  |
| 7         | 40         | Terminal 15 voltage supply relay -J329-<br>Fuse holder C -SC- (-SC9- up to -SC16- and -SC25- up to -SC27- )  |
| 8         | 15         | Control unit with display for radio and navigation -J503-<br>Radio -R-<br>Voltage stabiliser -J532- (for vehicles with start/stop system only)<br>Control module with display unit for radio and navigation system -J503-<br>Radio -R-<br>Fuse 57 on fuse holder C -SC57-<br>Fuse 58 on fuse holder C -SC58- |
| 9         | 5          | Mobile telephone operating electronics control unit -J412- (for vehicles without start/stop system only)   |
| 10        | 5          | Main relay -J271-<br>Engine control unit -J623-<br>Engine component current supply relay -J757-  |
| 11        | 30         | Auxiliary heater control unit -J364-   |
| 12        | 5          | Data bus diagnostic interface -J533-   |
| 13        | 15         | Engine control unit -J623- (petrol engine)   |
| 13        | 30         | Engine control unit -J623- (diesel engine)   |
| 14        | 15         | Fuel pressure regulating valve -N276- (diesel engine)<br>Fuel metering valve -N290- (diesel engine)  |
| 14        | 20         | Ignition transformer -N152-<br>Ignition coil 1 with output stage -N70-<br>Ignition coil 2 with output stage -N127-<br>Ignition coil 3 with output stage -N291-<br>Ignition coil 4 with output stage -N292-   |

| №  | Amp | Function/component  |
|----|-----|---|
| 15 | 5   | Low heat output relay -J359- (diesel engine)<br>High heat output relay -J360- (diesel engine)<br>Fuel pump relay -N17-<br>Electric fuel pump 2 relay -J49-<br>Automatic glow period control unit -J179-   |
| 15 | 10  | Lambda probe heater -Z19-<br>Lambda probe 1 heater after catalytic converter -Z29-<br>Low heat output relay -J359-<br>High heat output relay -J360-<br>Fuel pump switch-off relay -J333- (for vehicles with engine code CHGA only)<br>Gas injection valve 1 -N366- (for vehicles with engine code BSX only)<br>Gas injection valve 2 -N367- (for vehicles with engine code BSX only)<br>Gas injection valve 3 -N368- (for vehicles with engine code BSX only)<br>Gas injection valve 4 -N369- (for vehicles with engine code BSX only)          |
| 15 | 15  | High-pressure valve for gas mode -N372- (for vehicles with engine code CHGA only)<br>Valve for gas tank -N495- (for vehicles with engine code CHGA only)<br>Sensor for gas level gauge -G707- (for vehicles with engine code CHGA only)<br>Gas injection valve 1 -N366- (for vehicles with engine code CHGA only)<br>Gas injection valve 2 -N367- (for vehicles with engine code CHGA only)<br>Gas injection valve 3 -N368- (for vehicles with engine code CHGA only)<br>Gas injection valve 4 -N369- (for vehicles with engine code CHGA only) |
| 16 | 30  | Onboard supply control unit -J519- (T52c/42)<br>Light bulb for right foglamp -L23-<br>Right cornering light bulb -L149-<br>Rear left fog light bulb -L46- , or rear right fog light bulb -L47-<br>Right daytime running light bulb -L175-<br>Left side light bulb -M1-<br>Right tail light bulb -M2-<br>Rear left turn signal bulb -M6-<br>Front right turn signal bulb -M7-<br>Left brake light bulb -M9-<br>Right reversing light bulb -M17-  |

| <b>No</b> | <b>Amp</b> | <b>Function/component</b>  |
|-----------|------------|--|
|           |            | Left turn signal repeater bulb -M18-<br>High-mounted brake light bulb -M25-<br>Right headlight dipped beam bulb -M31-<br>Right headlight main beam bulb -M32-  |
| 17        | 15         | Horn relay -J413-  |
| 18        | 30         | Special vehicle control unit -J608-  |
| 19        | 30         | Wiper motor control unit -J400-  |
| 20        | 10         | Fuel tank shut-off valve 1 -N361- (for vehicles with engine code BSX only)<br>Fuel tank shut-off valve 2 -N362- (for vehicles with engine code BSX only)<br>Fuel tank shut-off valve 3 -N363- (for vehicles with engine code BSX only)<br>Fuel tank shut-off valve 4 -N429- (for vehicles with engine code BSX only)<br>Fuel tank shut-off valve 5 -N430- (for vehicles with engine code BSX only)<br>Coolant circulation pump -V50- |
| 21        | 10         | Lambda probe heater -Z19- (diesel engine)  |
| 21        | 15         | Fuel pump control unit -J538-<br>Lambda probe heater -Z19-<br>Lambda probe 1 heater after catalytic converter -Z29-  |
| 22        | 5          | Clutch position sender -G476-<br>Brake light switch -F- (since November 2011)  |
| 23        | 5          | Additional coolant pump relay -J496-   |
| 23        | 10         | Air mass meter -G70- (Diesel engine)<br>Charge pressure control solenoid valve -N75- (Diesel engine)<br>Exhaust gas recirculation cooler changeover valve -N345- (Diesel engine)<br>Control unit for gas mode -J659-<br>Relay for gas shut-off valves -J908- (for vehicles with engine code BSX only)<br>High-pressure valve for gas mode -N372- (for vehicles with engine code BSX only)  |
| 23        | 15         | Fuel pressure regulating valve -N276-  |

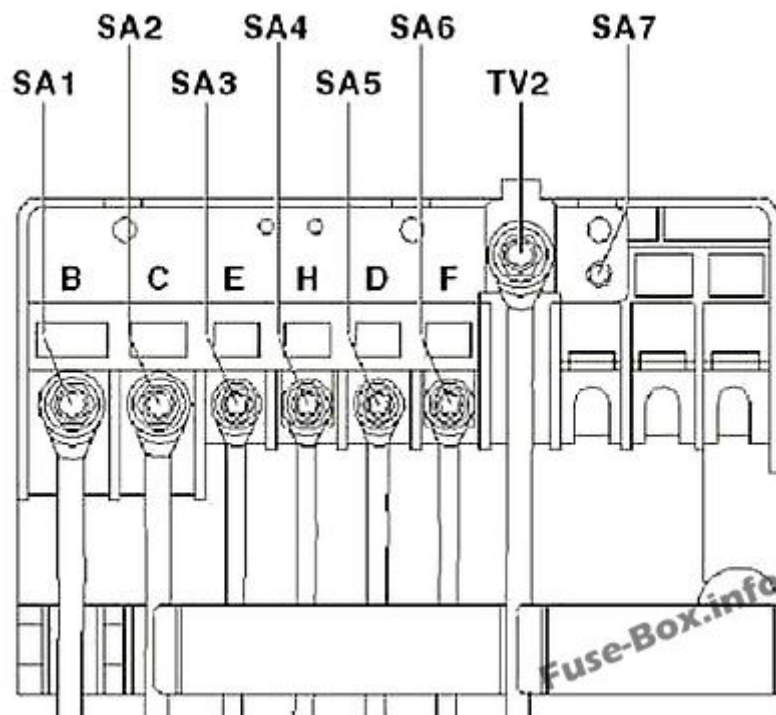
| №  | Amp | Function/component  |
|----|-----|---|
| 24 | 10  | Radiator fan control unit -J293-<br>Secondary air pump relay -J299-<br>Additional coolant pump relay -J496-<br>Activated charcoal filter solenoid valve 1 -N80-<br>Coolant regulating valve -N515-<br>Variable intake manifold changeover valve -N156-<br>Coolant circulation pump 2 -V178-<br>Injector, cylinder 1 -N30- (for vehicles with engine code BSX only)<br>Injector, cylinder 2 -N31- (for vehicles with engine code BSX only)<br>Injector, cylinder 3 -N32- (for vehicles with engine code BSX only)<br>Injector, cylinder 4 -N33- (for vehicles with engine code BSX only) |
| 25 | 40  | ABS hydraulic pump -V64-<br>ABS control unit -J104-   |
| 26 | 30  | Onboard supply control unit -J519- (T52a/1)<br>Left cornering light bulb -L148-<br>Left fog light bulb -L22-<br>Rear left fog light bulb -L46- , or rear right fog light bulb -L47-<br>Left daytime running light bulb -L174-<br>Right side light bulb -M3-<br>Left tail light bulb -M4-<br>Front left turn signal bulb -M5-<br>Rear right turn signal bulb -M8-<br>Right brake light bulb -M10-<br>Left reversing light bulb -M16-<br>Right turn signal repeater bulb -M19-<br>Left headlight dipped beam bulb -M29-<br>Left headlight main beam bulb -M30-                            |
| 27 | 40  | Secondary air pump motor -V101-   |
| 27 | 50  | Automatic glow period control unit -J179-   |
| 28 | -   | Not used  |



| No | Amp | Function/component   |
|----|-----|--|
| 29 | 30  | Fuse 18 on fuse holder C -SC18-<br>Fuse 19 on fuse holder C -SC19-   |
| 29 | 50  | Fuse 35 on fuse holder C -SC35-<br>Fuse 39 on fuse holder C -SC39-<br>Fuse 54 on fuse holder C -SC54-<br>Fuse 55 on fuse holder C -SC55-<br>Fuse 59 on fuse holder C -SC59-<br>Fuse 60 on fuse holder C -SC60- |
| 30 | 50  | Fuse holder C -SC- (-SC40- up to -SC42- )  |

Advertisements

### Pre-fuse box



### Pre-fuse box

| No | Amp   | Function/component  |
|----|---|---|
| 1  | 150<br>200 (Models with 140 A generator only) | Alternator -C-  |
| 2  | 80  | Power steering control unit -J500-Electromechanical power steering motor -V187- |
| 3  | 50  | Radiator fan control unit -J293-  |
| 4  | 80  | X-contact relief relay -J59- Fuse holder C -SC- (-SC28- up to -SC33-)           |
| 5  | 80  | Fuse holder C -SC- (-SC20- up to -SC24- and -SC43- up to -SC53-)                |
| 6  | 40  | Low heat output relay -J359-  |
| 7  | 80  | High heat output relay -J360-   |

**Learn more:**



- [How to check the fuses?](#)
- [How to replace a blown fuse?](#)
- [Why do car fuses blow?](#)
- [Types of automotive fuses](#)

[Acura](#)

Alfa Romeo

Audi

BMW

Buick

Cadillac

Chevrolet

Chrysler

Citroën

Dodge

Fiat

Ford

GMC

Honda

Hummer

Hyundai

Infiniti

Isuzu

Jeep

KIA

Land Rover

Lexus

Lincoln

Mazda

Mercedes-Benz

Mercury

Mitsubishi

Nissan

Oldsmobile

Opel / Vauxhall

[Peugeot](#)

[Pontiac](#)

[Porsche](#)

[Renault](#)

[Saab](#)

[Saturn](#)

[Scion](#)

[SEAT](#)

[Skoda](#)

[Smart](#)

[Subaru](#)

[Suzuki](#)

[Tesla](#)

[Toyota](#)

[Volkswagen](#)

[Volvo](#)

[Mahindra](#)

[About](#) [Contact](#) [Use of Cookies](#)

Fuse Box Diagrams © 2023

All marks are the property of their respective holders.

Disclaimer: all materials are provided for information only. For qualified repairs, contact an authorized service center.