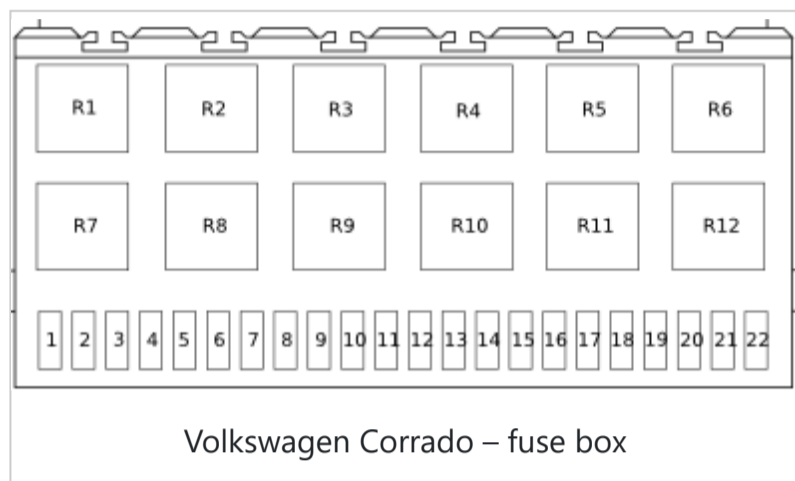


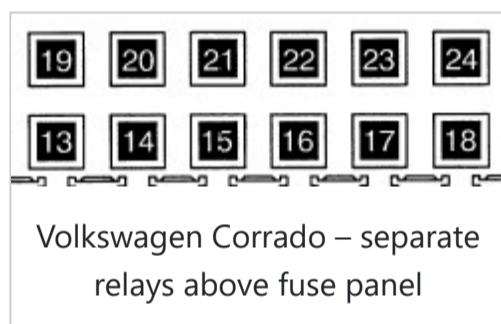
## Volkswagen Corrado – fuse box diagram

Posted on 10 July 2015 by admin

### VW Corrado – fuse box



### Separate relays above fuse/relay panel



### Fuse box

Fuse	Ampere rating [A]	Protected component
1	10	Headlight. low beam, left
2	10	Headlight. low beam, right
3	10	Instrument panel light, license plate lights
4	15	Rear window wiper, sunroof
5	15	Wiper/washer, front, rear, window washer
6	20	Fresh air fan, A/C
7	10	Tail lights, side marker lights, right
8	10	Tail lights, side marker lights, left
9	20	Rear window defogger, heated mirrors
10	15	Fog lights
11	10	Headlight, head beam, left

#### Languages

 English ▼

#### Brands

- [Abarth\(7\)](#)▶
- [Acura\(97\)](#)▶
- [Aixam\(1\)](#)▶
- [Alfa Romeo\(28\)](#)▶
- [AMC\(6\)](#)▶
- [Ariel\(1\)](#)▶
- [Aston Martin\(2\)](#)▶
- [Audi\(65\)](#)▶
- [BMW\(39\)](#)▶
- [Bobcat\(9\)](#)▶
- [Buick\(101\)](#)▶
- [Cadillac\(102\)](#)▶
- [Caterham\(1\)](#)▶
- [Chery\(4\)](#)▶
- [Chevrolet\(286\)](#)▶
- [Chevy\(2\)](#)▶
- [Chrysler\(81\)](#)▶
- [Citroen\(42\)](#)▶
- [Dacia\(12\)](#)▶
- [Daewoo\(10\)](#)▶
- [DAF\(1\)](#)▶
- [Daihatsu\(4\)](#)▶
- [Datsun\(3\)](#)▶
- [Dodge\(147\)](#)▶
- [Eagle\(15\)](#)▶
- [Ferrari\(8\)](#)▶
- [Fiat\(59\)](#)▶
- [Ford\(342\)](#)▶
- [Freightliner\(1\)](#)▶
- [G-WIZ\(1\)](#)▶
- [Genesis\(1\)](#)▶
- [Geo\(4\)](#)▶
- [Georgie Boy\(1\)](#)▶
- [GMC\(86\)](#)▶
- [Haval\(1\)](#)▶
- [Honda\(128\)](#)▶
- [HUMMER\(13\)](#)▶
- [Hyundai\(131\)](#)▶
- [IKCO\(2\)](#)▶
- [Infiniti\(37\)](#)▶
- [IRAN Khodro\(4\)](#)▶
- [Isuzu\(41\)](#)▶
- [Iveco\(9\)](#)▶
- [Jaguar\(3\)](#)▶
- [Jayco\(3\)](#)▶
- [JCB\(3\)](#)▶
- [Jeep\(59\)](#)▶
- [Kia\(125\)](#)▶
- [Komatsu\(6\)](#)▶
- [Kubota\(17\)](#)▶
- [Lada\(3\)](#)▶
- [Lancia\(18\)](#)▶

12	10	Headlight, head beam, right
13	10	Horn, radiator fan run-on
14	15	Back-up lights, washer jet heaters
15	10	Electronic ignition, idle stabilizer, deceleration fuel shut off
16	15	Dash warning lights, glove box light, multi-function indicator, cassette storage light, rear spoiler, control unit
17	10	Emergency flasher switch, turn signal
18	20	Fuel pump, oxygen sensor
19	30	Radiator cooling fan, A/C
20	10	Brake lights, cruise control
21	15	Interior lights, cigarette lighter, digital clock, rear spoiler adjustment, central locking
22	10	Radio

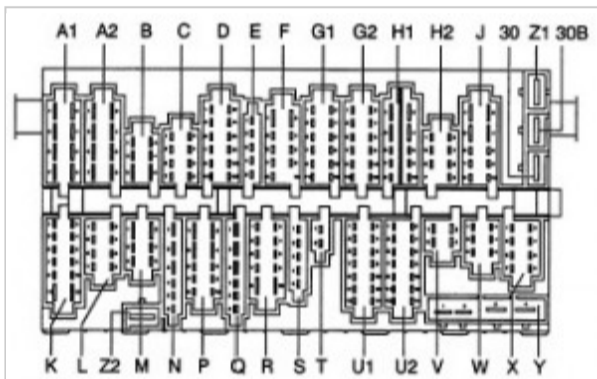
## Relays

Relay	Description
1	A/C relay
2	Rear window wiper/washer relay
3	Motronic Engine Control Module (ECM), Power Supply Relay
4	Load reduction relay
5	Engine coolant level (ECL), Control Module
6	Emergency flasher relay
7	Headlight washer system relay
8	Washer/Wiper Intermittent Relay
9	Seat belt warning system relay – Canada
10	Fog light relay
11	Dual horn relay
12	Fuel pump relay
13	Back-up light Fuse (Auto. trans)
14	Coolant after-run control module
15	ABS hydraulic pump relay
16	ABS relay

- [Land Rover\(24\)▶](#)
- [Lexus\(80\)▶](#)
- [Lifan\(4\)▶](#)
- [Lincoln\(47\)▶](#)
- [Lotus\(2\)▶](#)
- [LTI\(1\)▶](#)
- [Maruti Suzuki\(30\)▶](#)
- [Mazda\(112\)▶](#)
- [Mercedes-Benz\(88\)▶](#)
- [Mercury\(51\)▶](#)
- [MG\(6\)▶](#)
- [MINI\(1\)▶](#)
- [Mitsubishi\(20\)▶](#)
- [New Holland\(1\)▶](#)
- [Nissan\(28\)▶](#)
- [Oldsmobile\(65\)▶](#)
- [Opel\(46\)▶](#)
- [Peugeot\(157\)▶](#)
- [Plymouth\(6\)▶](#)
- [Pontiac\(89\)▶](#)
- [Porsche\(11\)▶](#)
- [RAM\(36\)▶](#)
- [Range Rover\(2\)▶](#)
- [Renault\(52\)▶](#)
- [Rover\(3\)▶](#)
- [Saab\(35\)▶](#)
- [Saturn\(18\)▶](#)
- [Scion\(12\)▶](#)
- [Seat\(62\)▶](#)
- [Skoda\(71\)▶](#)
- [Smart\(18\)▶](#)
- [SsangYong\(2\)▶](#)
- [Subaru\(75\)▶](#)
- [Suzuki\(17\)▶](#)
- [TATA\(13\)▶](#)
- [Tesla\(4\)▶](#)
- [Toyota\(244\)▶](#)
- [TVR\(2\)▶](#)
- [Vauxhall\(49\)▶](#)
- [Victory\(53\)▶](#)
- [Volkswagen\(70\)▶](#)
- [Volvo\(193\)▶](#)
- [Western Star\(1\)▶](#)
- [Wuling\(1\)▶](#)
- [Yuchai\(3\)▶](#)

17	Open
18	Open
19	A/C Relay
20	Park/Neutral Position (PNP) relay
21	ABS hydraulic pump fuse/power window circuit breaker
22	ABS Valves fuse
23	Cruise Control Fuse/Automatic Shoulder Belt System Fuse
24	Open

## Connections and plugs on fuse/relay panel



Volkswagen Corrado – connections and plugs on fuse/relay panel

	Description
A1	Headlight wiring harness (yellow), eight point
A2	Headlight wiring harness (yellow), eight point
B	Open
C	Headlight wiring harness (yellow), eight point
D	Optional equipment wiring harness (green), twelve point
E	Instrument wiring harness, , right (white), ten point
F	Engine compartment wiring harness, right (white), ten point
G1	Engine compartment wiring harness, right (white), twelve point
G2	Engine compartment wiring harness, right (white), twelve point
H1	Steering column switch wiring harness (red), ten point
H2	Steering column switch wiring harness (red), eight point
J	Steering column switch wiring harness (red), ten point
K	Rear wiring harness (black), twelve point

L	Rear wiring harness (black), eight point
M	Rear wiring harness (black), six point
N	A/C wiring harness (green), six point
P	Rear window defroster wiring harness (blue) ten point
Q	Instrument wiring harness, , (blue), six point
R	Lights switch wiring harness (nlue), ten point
S	Engine compartment wiring harness, right (white), five point
T	Connector (green), two point
U1	Instrument cluster wiring harness (blue), fourteen point
U2	Instrument cluster wiring harness (blue), fourteen point
V	Multi-function indicator wiring harness (green), four point
W	Connector (green), six point
X	Warning lamp wiring harness (green), eight point
Y	Four signal connectors, terminal 30
Z1	Signal connector
Z2	Signal connector, terminal 31
30	Signal connector, terminal 30
30B	Signal connector
31	Signal connector, terminal 31 (not shown)

WARNING: Terminal and harness assignments for individual connectors will vary depending on vehicle equipment level, model, and market.

 [Corrado](#), [Volkswagen](#)  [electricity](#).